



Early Learning Success Curriculum Resources & Units of Study

2017-2018 Catalogue

Resources

<p>Early Learning Success Curriculum</p>	<p>Early Learning Success Curriculum Manual The manual is a guide that supports providers in being <i>intentional and purposeful</i> in their practice. It provides information on:</p> <ul style="list-style-type: none"> • Philosophy & belief system of the curriculum, including 'Whole day, whole child' programming • The use of early learning standards to support each child • The important of using best practices in early childhood • Forms needed for planning, observing and creating a professional development plan. 	<p>\$49</p>
<p>One Hundred and One Recipes for Fun</p>	<p>One Hundred & One Recipes for Fun This resource is a great collection of fun and messy recipes that can be integrated into daily planning and activities. The recipes provide hours of fun and engaging play for children <i>BUT</i> through using these recipes, all areas of development is also supported. These recipes have been compiled over many years of snipping from magazines, borrowing ideas from fellow caregivers, and searching through resource books and internet sites.</p>	<p>\$10</p>

Special 'Build Your Own' Curriculum Packages

<p>'Build Your Own' Package A 6 Units chosen from the Store</p>	<p>\$49</p>
<p>'Build Your Own' Package B 10 Units chosen from the Store</p>	<p>\$69</p>
<p>'Build Your Own' Package C 15 Units chosen from the Store</p>	<p>\$89</p>
<p>'Build Your Own' Package D 24 Units chosen from the Store</p>	<p>\$109</p>
<p>'Build Your Own' Package E 24 Units chosen from the Store plus the ELS Curriculum Manual</p>	<p>\$139</p>

New Units for 2017-2018
See descriptions below

- Being a Friend
- Blast Off!
- Buttoning Up
- Clouds
- Colors of the Rainbow
- Crash, Boom, Bang!
- 'Elmer the Patchwork Elephant' by David McKee – Book Unit
- Fall
- Feathers & Scales
- The Grocery Store
- 'Harold and the Purple Crayon' by Crockett Johnson – Book Unit
- Ice Cream!
- 'If You Give A Mouse A Cookie' by Laura Joffe Numeroff – Book Unit
- 'I Like Me' by Nancy Carlson – Book Unit
- Imagine That!
- Lovely Leaves
- Making Tracks
- 'Marshmallow Kisses' by Linda Crotta Brennan – Book Unit
- More Authors & Illustrators
- My Family
- 'Olivia Forms A Band' by Ian Falconer – Book Unit
- Pizza Pizzazz
- 'Planting a Rainbow' by Lois Ehlert – Book Unit
- The Rodeo
- Shoes
- Winter

Animals in Winter

Unit of Study



Animals in Winter

Animals do pretty much the same thing as people when the weather turns colder – they leave for warmer areas: **migrate**; they stay inside: **hibernate**; or they change their habits – grow thicker coats and eat different foods: **adapt**. Animal behaviors have evolved over many, many years in order for each species to survive. Learning how animals have changed and adapted to changes in their habitat provides information for scientists, ecologists and environmentalists that will help the human race be able to change and survive changes. Children that are inquisitive about how things work in their world are using higher level thinking and critical analysis skills to solve problems. Through hands-on activities, children:

- See how polar bears (and other arctic animals) adapt by hiding the in 'snow'
- Feel cozy when 'hibernating' in a cave
- Practice math skills in 'geese migrating' activity

Apples

Unit of Study
Mixed Ages



Apples

A trip to a local apple orchard is a tradition for many families and early childhood programs. Apples are readily available in all areas and can be used for a variety of projects.

Through hands-on apple activities, children will:

- Conduct a taste test to see which apple they like best
- Balance apples (bean bags) on their heads (just like the book **Ten Apples on Top**)
- Make an 'apple' tambourine for fun shaking
- Make yummy smelling apple/cinnamon dough hangers for all to enjoy!







Art Festival











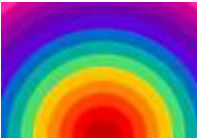



Art Festival







The Art Festival Unit of Study celebrates art and the accomplishment of the 'artist'. The grand finale is the Art Festival which showcases the art of your children! In this Unit, children are exposed to the various elements of art in designing and creating their own works of art. Young children explore these elements through the process of manipulating the materials; older children use process to complete a product.






- **Elements of Art:** the visual components of color, form, line, shape, space, texture, and value. Combining the elements of art are how artists implement their ideas.
- **Principles of design:** describe the ways that artists use the elements of art in a work of art. Balance is the distribution of the visual weight of objects, colors, texture, and space. Children learn about balance first through concrete physical balance and then transfer this understanding to visual balance.






<p>Authors & Illustrators Unit of Study</p> 	<p>Authors & Illustrators</p> <p>There are many great authors/illustrators of children's books. This Unit celebrates the wonderful work of three well-known children's authors and illustrators – Dr. Seuss, Eric Carle, and Jan Brett. The books are 'classics' and well-loved by all ages. The activities included in the Unit encourage participants to explore these authors/illustrators, and perhaps create a masterpiece or two themselves!</p>
<p>Baby Animals Lambs, Piglets & Bunnies Unit of Study</p> 	<p>Baby Animals</p> <p>Most children (and adults) love the sweetness of baby animals. Spring and early summer heralds the birth of all types of new babies. This Unit specifically looks at baby bunnies, lambs and piglets. Looking at pictures and reading about spring-time baby animals is fun for all.</p> <p>In this Unit children:</p> <ul style="list-style-type: none"> • Create flannel board stories using bunnies, lambs and piglets • 'Become' bunnies and decide which bunny food tastes best • Explore different textures through paint and paper projects
<p>Bees Unit of Study</p> 	<p>Bees</p> <p>Winnie the Pooh understood the importance of bees! Children will too, as they ask questions and explore the world of bees. Bees can be frightening for children and adults. Those that are allergic to bees need to take extra precaution when outside. But, bees play an important role in our environment and food sources. We need bees to pollinate our fruits, vegetables, grains, flowers and other plants. This Unit of Study helps children learn about bees through:</p> <ul style="list-style-type: none"> • Powerful Poetry • Honeycomb Art • Bee Hop Game
<p>New Unit Being A Friend</p> 	<p>Being A Friend</p> <p>Learning what makes a good friend, and learning how to be a good friend is something that we should be teaching our youngest children. The character traits that make up a good friend are the same ones that will help alleviate bullying in the classroom. We need to help children feel special and that they are a valuable, contributing member to the group. This nurtures a sense of 'community' which promotes kindness, understanding of others, celebrating accomplishments, and the goal of working together. Learning about being a friend is a fun and joyful experience. Through hands-on activities, children:</p> <ul style="list-style-type: none"> • Concretely see how each person is an important member of the group when they take 'attendance' • Practice measuring skills as they see how tall they and their friends are • Create a group 'friendship quilt' where every square is unique
<p>Best Foot Forward Unit of Study</p> 	<p>Best Foot Forward</p> <p>Children are born with such promise and potential! As early childhood educators and providers, it is our responsibility to support and nurture each child's development, and to encourage and celebrate individuality. In order to do this, it is important to know the children in care, understand 'normal' development, have knowledge of early learning standards, and be able to assess where each child is in their development. Activities that help children recognize their strengths and areas of growth are based on:</p> <ul style="list-style-type: none"> • Learning • Exploring • Practicing • Discovering
<p>Birding Fun</p> 	<p>Birding Fun</p> <p>Birds are all around us – no matter where we live! Learning how to look for birds, and recording the types we see can become a life-long hobby. There are many activities that help children 'experience' birds. Through hands-on activities, children:</p> <ul style="list-style-type: none"> • Learn about the different types of bird beaks • Paint with feathers and plastic egg shells • Crack eggs and make scrambled eggs or omelets • Make our national bird – the bald eagle






<p>New Unit Blast Off!</p> 	<p>Blast Off! Children are too young to grasp the entire concept of space – solar systems, galaxies and our Universe.... For that matter, many of us are confused!! Here is a great explanation of the difference from NASA. Excerpt below from https://nightsky.jpl.nasa.gov/news-display.cfm?News_ID=573 : Our Solar System consists of our star, the Sun, and its orbiting planets (including Earth), along with numerous moons, asteroids, comet material, rocks, and dust. Our Sun is just one star among the hundreds of billions of stars in our Milky Way Galaxy. The universe is all of the galaxies – billions of them! NASA’s telescopes allow us to study galaxies beyond our own in exquisite detail, and to explore the most distant reaches of the observable universe. In this Unit, children learn about space through these hands-on activities:</p> <ul style="list-style-type: none"> • Create a picture of planets and orbits using various painting techniques • Use rockets for a trio of mathematical activities • Pretend to ‘walk on the moon’ like an astronaut
<p>Bubble-Rama Unit of Study</p> 	<p>Bubble-rama There are many different recipes for making bubbles. Bubbles are a great motivator for physical activity as children run, jump and try to catch them floating by, and as a catalyst of creativity through using them in art –creative writing, creative movement, and the visual arts. Bubbles will almost always elicit some type of reaction from children and adults. Bubbles can be used to address all domains of development. Through hands-on activities, children use bubbles to:</p> <ul style="list-style-type: none"> • Explore descriptive language • Practice counting and number skills • Use scientific investigative skills to determine the best bubble solution • Blow bubbles to create unique art
<p>Bugs Unit of Study</p> 	<p>Bugs Summer exploring and bugs go hand-in-hand. Children love to collect and examine different bugs that they find in their neighborhoods. This Unit of Study encourages children to think about how bugs are part of our world. Some of the activities children will be doing include:</p> <ul style="list-style-type: none"> • Finding out how bugs move in the Bug Obstacle Course • Using flyswatters to create in the Fly Swatter Art activity • Making musical instruments to have a bug band • Becoming scientists by collecting and observing fruit flies in their own eco-system
<p>Butterflies</p> 	<p>Butterflies How many times have the children in your care brought you a caterpillar? Or chased after a monarch as them moved from flower to flower? Butterflies are fascinating to children because of their life cycle and their brilliant colors. The excitement of seeing a caterpillar become a butterfly is an experience that never gets tiring. In this Unit, children are encouraged to:</p> <ul style="list-style-type: none"> • Experience metamorphosis through making changes in their environment • Learn about symmetry when creating a butterfly mosaic • Move like a butterfly during an interpretive movement activity
<p>New Unit Buttoning Up</p> 	<p>Buttoning Up Learning to button, zip and tie are major accomplishments for children as they develop independence through mastering self-help skills. Providing opportunities for lots of practice ensures that children are able to master these skills. Children that are competent in taking care of their basic needs feel better about themselves and develop confidence in their abilities, which in turn supports school readiness. Buttons are an easy material to access. Through hands-on activities, children:</p> <ul style="list-style-type: none"> • Discover what items of clothing have buttons • Practice math skills through graphing buttons • Use buttons as a material for creativity • Practice buttoning as they make a cool headband
<p>Caterpillars Unit of Study</p> 	<p>Caterpillars Caterpillars provide a very close-up examination of the small creatures that live in our world. Children can study small eco-systems by catching a caterpillar and setting up an environment for it, complete with the correct food, water and a branch. If you are lucky, the caterpillar may spin a cocoon or turn into a chrysalis... wait a few weeks and you may hatch a moth or butterfly! Through hands-on activities in this Unit, children:</p> <ul style="list-style-type: none"> • Discover the difference between cocoons and chrysalises • Use a special ‘inchworm’ ruler to measure various items • Practice fine motor skills by making a button caterpillar






<p>New Unit Clouds</p> 	<p>Clouds</p> <p>On a warm spring or summer day, it is great fun for children to lay on their backs and gaze up into the clouds to 'see what they can see'. Children that can 'see' various things in the clouds are more apt to look at other things in their world with more imagination and interest. Teaching children to really look at things in their world helps them to become better observers, and to develop language skills to describe what they see. Exploring clouds provides many learning experiences for children. Through hands-on activities, children:</p> <ul style="list-style-type: none"> • Learn about the different types of clouds • Explore how a cloud is made through a great science experiment • Strengthen fine motor muscles and coordination • Use their imagination to 'see' sculptures in the sky
<p>Colors Falling Around Us</p> 	<p>Colors Falling Around Us</p> <p>Fall leaves are a natural and very inexpensive material that can be used in a variety of ways to nurture learning in children. They can be used as the basis for art, literacy, science, math and physical activities. Encourage the children to come up with other ideas to incorporate fall color and leaves into their learning activities.</p> <p>The first thing you have to do is go on a Leaf Treasure Hunt around the neighborhood. Collect lots! You might want to collect small twigs, acorns or other nuts too. Rake leaves into huge piles for jumping, or create a maze and map for directional practice. Let your imagination lead the way</p>
<p>New Unit Colors of the Rainbow</p> 	<p>Colors of the Rainbow</p> <p>Color brings a lot of joy and excitement to our world. But color can also be used to learn math and counting skills, and for scientific exploration! Color is also a great tool for developing vocabulary and descriptive language skills. The more senses children use in their exploration, the more likely they are to retain valuable information. This Unit helps children explore color through:</p> <ul style="list-style-type: none"> • Discovering what happens when you mix paint • Counting and matching colors • Using colored noodles to make great creations
<p>Community Helpers Unit of Study</p> 	<p>Community Helpers</p> <p>Children learn about their world from the people they see in their community, and the experiences they have in their daily lives. Children love to think about and pretend what they 'want to be when they grow up'. In this Unit, children:</p> <ul style="list-style-type: none"> • Identify and sort the tools different community workers use • Practice counting and using one-to-one correspondence • Develop muscle strength, balance and stamina through exercise routines • Make a doctor's bag, using some common first aid supplies
<p>Construction Zone Unit of Study</p> 	<p>Construction Zone</p> <p>Children love all types of construction projects. Construction zones are a great place for innovative and creative play. Make sure to include lots of open-ended materials for your 'building geniuses'! This unit focuses on building construction sites, although some road construction may also be necessary. Constructing a skyscraper or other building out of many cardboard boxes will provide hours of fun, problem-solving, and working together. In addition, through this Unit, children will learn about:</p> <ul style="list-style-type: none"> • Architecture • Comparing the strength and usability of construction materials • Construction tools and gear
<p>New Unit Crash, Boom, Bang!</p> 	<p>Crash, Boom, Bang!</p> <p>Noise can be found all around us. We hear different things every day, from birds singing in the morning (early!) to the sounds of people coming home from work in the evening. Teaching young children to listen to and recognize the various sounds in their world is a skill that can help them stay safe as they grow up and go out into the greater world. This awareness of sounds not only helps keep us safe, but it also enriches our world. In this Unit, children explore sound and noise through hands-on activities by:</p> <ul style="list-style-type: none"> • Taking a neighborhood 'noise' walk • Experimenting with sound using boxes, cans and tubs as drums • Building a wooden tower ... until it comes crashing down • Making a noise maker for different celebrations







<p>Earth Wise Mixed Ages</p> 	<p>Earth Wise Becoming 'Earth Wise' is all about learning what the environment needs in order to be healthy. It takes all of us working together to ensure that this world will be there for generations to come. There is so much land, air and habitat destruction happening all over the world today that can have a devastating effect on all of us. We need to teach our children that we share in the responsibility to help protect the world. The following activities are hands-on activities that help children learn about preserving our environment. Through these activities children:</p> <ul style="list-style-type: none"> • Learn about the water cycle • Discover different habitats for animals • Exercise their large muscles by moving like different animals • Make wonderful 'trash treasures' from junk
<p>New Unit 'Elmer, the Patchwork Elephant' Book Unit</p> 	<p>'Elmer, the Patchwork Elephant' by David McKee – Book Unit This story helps children understand that we are all unique and special, and this is wonderful! Children discover that we do not all have to be alike in order to be a group. And, that it is the talents and uniqueness each of us bring to the group that helps make the group strong. Seeing differences and similarities as strengths, children learn to value each and every member of the group. Elmer learns that his colorful appearance helps make him unique and special. Activities in this Unit help children:</p> <ul style="list-style-type: none"> • See that their name can be unique by making a Name Card • Make 'trumpeting' sounds with their very own trunk trumpet • Learn about camouflage and how it can help us be more invisible
<p>Exploding Colors</p> 	<p>Exploding Colors A world without color would be boring indeed! Almost everyone has a favorite color that makes them feel happy and energized. The power of color has been employed for centuries. We can find color in every aspect of our world. Hands-on activities in this Unit help children explore the color in their world through:</p> <ul style="list-style-type: none"> • Creating a sparkly 'name plate' • Turning a few kitchen items into explosions of color • Dancing with colorful ribbons
<p>New Unit Fall</p> 	<p>Fall The change in seasons can be invigorating. Summer may have gotten long and hot. Now that it is cooler in the morning, children can get outside and exercise those large muscles as they play running games, ride bikes, and go for long nature walks. Be sure to encourage children to find those changes in the season – squirrels scurrying around looking for nuts, leaves turning color and falling to the ground, and birds gathering together for their fall migration. Fall is a time of discovery and outdoor fun. Through hands-on activities, children:</p> <ul style="list-style-type: none"> • Explore different fall items in a Sensory Box • Use crayon resist painting to create a fall tree • Listen and move to special directions while playing a Leaf Game
<p>Farm Animals Unit of Study</p> 	<p>Farm Animals The farm is a fascinating place to children, and a mainstay of our economy and world. It has so many animals to look at and imitate. Identifying animals and making the appropriate sounds are some of the first language responses young children develop. Children love to imitate the animals they see. Through hands-on activities, children:</p> <ul style="list-style-type: none"> • Practice counting and matching colors in the 'Counting Sheep' activity • Exercise their muscles with the Chicken Dance • Enjoy making a yummy 'horsey' snack
<p>New Unit Feathers & Scales</p> 	<p>Feathers & Scales There are so many things to do with fish and birds that can spark a child's curiosity and desire to learn more. The more children understand about the world in which they live, the more likely it is that they will care for and respect all of the Earth's living creatures and magnificence. Children explore the world of birds and fish through hands-on activities:</p> <ul style="list-style-type: none"> • Practice counting 'goldfish', while having a snack too! • Categorize animals by differentiating between 'feathered' and 'scaled' animals • Explore how blowing can move a feather or keep it up in the air






<p style="text-align: center;">Feelings Unit of Study</p> 	<p>Feelings Young children are just learning how to identify and handle the many emotions they experience throughout their day. Children that can recognize different emotions are much more likely to be able to regulate their behaviors, which is something needed for success in their daily lives. Reading stories, role modeling, and using puppets to act out different emotions are all great activities to help children learn about their feelings. Other hands-on activities in this Unit include:</p> <ul style="list-style-type: none"> • Patterning with 'feelings faces' • Dancing with colors • Sculpting a 'happy me' out of clay
<p style="text-align: center;">Fire Safety Unit of Study</p> 	<p>Fire Safety Children are usually very excited to visit the fire station or to have a fire truck come to their program. Although children romanticize about the role of the fire fighter, it is extremely serious and difficult work. Children should be taught that fire is very dangerous and what to do in case of a fire. Children that understand personal safety will be able to make good decisions as they grow from children to adolescents to adults. Through hands-on activities, children:</p> <ul style="list-style-type: none"> • Learn about the power of the sun through solar cooking • Explore the night sky and make their own stars • Practice jumping skills when they 'jump the river' • Discover things in nature through a scavenger hunt
<p style="text-align: center;">Frogs & Toads Unit of Study</p> 	<p>Frogs and Toads Children are full of questions about everything in their world. Providing opportunities for hands-on exploration with real frogs and toads provide answers to a lot of their questions. The other great source for information is the internet and your local library. Having non-fiction books available for children to look at and read supports literacy development and scientific discovery. This Unit of Study provides a variety of experiences that are fun and easy to do. Children will be using mathematic and logical thinking skills, developing gross and fine motor skills, and working cooperatively as they:</p> <ul style="list-style-type: none"> • Become a 'frog prince or princess' • Create and play frog and lily pad math games • Try their coordination skills as a frog catching flies • Jump for health
<p style="text-align: center;">Fun on the Farm</p> 	<p>Fun on the Farm Farms, and the people that work on farms, are VERY important for the health of our country. This Unit will start children thinking about all the foods and materials we get from farms. Looking at the 'farm to table' model helps children to realize the effort and time it takes to bring us the items most of us purchase at the store. Hands-on activities provide opportunities for children to experience 'Fun on the Farm' through:</p> <ul style="list-style-type: none"> • Learning about dairy products through Donna the Dairy Cow • Dancing their way to making butter • Galloping like horses, waddling ducks or wallowing like pigs • Creating an obstacle course using 'hay bales'
<p style="text-align: center;">Fun in the Sun</p> 	<p>Fun in the Sun Children of today may not spend as many hours freely exploring outside as we did. There are so many reasons for this – parents away at work all day, the lure of computer and video games, and society's need for children to be closely supervised by a trusting adult. Early childhood education and care programs can still provide hours of 'fun in the sun' activities to bring those lazy days of summer back into the lives of children. Summer fun creates lasting memories for children. Through hands-on activities, children:</p> <ul style="list-style-type: none"> • Discover the power of the sun through great experiments • Create a 'sun beam' wand to use in dance and movement activities • Play a game of bowling using a beach ball • Make paper sun visors and flip flops







<p>Furry Friends Unit of Study</p> 	<p>Furry Friends</p> <p>Most children have a special stuffed animal (or maybe a bed full!) with whom they sleep. Even adults like the cuteness stuffed puppies, kittens and teddy bears can bring to a room. The more we love our stuffed friends, the more real they become.... just like in the 'Velveteen Rabbit'! This Unit of Study provides opportunities for children to enjoy and celebrate with their stuffed animal friends. Literacy, math, science and art are explored through activities that include favorite stuffed animals:</p> <ul style="list-style-type: none"> • Inviting a 'special friend' (teddy bear) to a picnic • Creating a parade float for a stuffed animal parade • Making headbands and masks to become favorite animals • Playing special matching card games
<p>Gardening Unit of Study</p> 	<p>Gardening</p> <p>This Unit on gardening encourages children to become 'stewards of the earth'. Not only is gardening great for the environment, but promotes a healthy lifestyle for children as well. Eating healthy, being outdoors, and exercising are components of a lifestyle that can be nurtured into adulthood. This is just a start to great gardening experiences. Let your imagination soar as you dig, plant, water and enjoy the fruits of your labor. Some great hands-on experiences to get children interested in gardening include:</p> <ul style="list-style-type: none"> • A grass alphabet • A gardening apron • Salad in a bowl
<p>Gifts from the Heart Unit of Study</p> 	<p>Gifts from the Heart</p> <p>Teaching children to be generous and caring can help ensure a peaceful and supportive environment where all children grow and develop to their maximum potential. This is not only a great environment for children, but also for the adults that work in it... win-win for all! Guiding children in expressing compassion and empathy towards others through day to day activities will help them develop life-long practices of caring for others. Through hands-on activities, children:</p> <ul style="list-style-type: none"> • Create a 'coupon book' of nice things to do for others • Make a 'I Care' puppet to use in role playing how to care for others • Bake cookies to share with others
<p>Giving Thanks Unit of Study</p> 	<p>Giving Thanks</p> <p>Everyone has things that they can be thankful for. Helping children recognize the things in their lives to be thankful for is one way to nurture the development of empathy and consideration of others. Children that are able to look at their world through the eyes of others are more likely to become caring and contributing members in their community. Thanksgiving is a time for turkeys, families, and reflection. Through hands-on activities, children:</p> <ul style="list-style-type: none"> • Create a family portrait • Make a horn of plenty (cornucopia) • Play some fun turkey games
<p>Going Buggy (Bugs II)</p> 	<p>Going Buggy (Bugs II)</p> <p>Children may <i>love</i> bugs OR be deathly afraid of them... their reaction can be a learned attitude based on how the adults in their lives feel about bugs. Bugs are a great 'science project' because they are small, easy to find and inexpensive (they are EVERYWHERE!), and provide a hands-on scientific investigation activity when used with magnifying glasses. Learning about bugs helps children to understand their world, and appreciate the environment. Through hands-on activities, children:</p> <ul style="list-style-type: none"> • Practice counting and matching numerals • Use scientific observation techniques to inspect bugs • Develop large motor skills through 'flying, jumping, and crawling' like bugs • Create beautiful music with their 'bug' wood & sand blocks







<p>Going to the Zoo</p> 	<p>Going to the Zoo</p> <p>Most children enjoy a trip to the zoo to see the many different animals. This is a good way to teach children about taking care of the animals in our world, especially those that are on the endangered species list. Most zoos provide an educational program for groups of children. Children learn best through active exploration. Through hands-on activities, children:</p> <ul style="list-style-type: none"> • Stretch and move with Animal Yoga • Participate in drama, acting out Goodnight Gorilla by Peggy Rathmann • Create their own 'kangaroo pouch' • Practice cutting skills by creating a lion
<p>New Unit The Grocery Store</p> 	<p>The Grocery Store</p> <p>The grocery store is a cornerstone of many neighborhoods and communities. Grocery stores provide food from a wide variety of sources that encourage children to learn more about their world. Visiting a grocery store provides learning opportunities that support social skill development, helps children understand the work and support of people in their community, and provides real-life learning in social systems understanding (how we get food from 'farm to table'). Learning about the grocery store provides children real-life knowledge that will be useful throughout their lives. Through hands-on activities, children:</p> <ul style="list-style-type: none"> • Practice writing skills making a grocery list • Fill a paper bag counting grid with grocery items • Use tempera paint to create their own grocery ad • Make a grocery cart out of a cardboard box for fun races
<p>Happy Hearts Unit of Study</p> 	<p>Happy Hearts</p> <p>Healthy living practices are very important for young children to develop and follow. It is so important that Minnesota dedicates a section of their early learning standards to developing these strategies: Physical & Motor domain, Physical Health & Well-Being component. Head Start programs and many Quality Rating and Improvement Systems (QRIS) for early childhood and education also emphasize nutrition and fitness with specially developed programs to help educators and providers lead and guide children. Help children develop positive practices for a healthy life through these hands-on activities:</p> <ul style="list-style-type: none"> • Create an Alphabet Exercise book • Twirl, jump, glide in a Fitness Dance • Play a 'healthy grocery shopping' game • Fill up their plate based on Choose My Plate guidelines of good nutrition
<p>New Unit 'Harold and the Purple Crayon' Book Unit</p> 	<p>Harold and the Purple Crayon by Crockett Johnson– Book Unit</p> <p>Problem solving and creativity often go hand-in-hand. Usually, to solve a problem, higher level thinking, analysis, and innovation are needed which is part of the creative process. Every day, children are thinking about the things in their lives and what to do with them or how to use them. As children solve problems, they gain knowledge and self-confidence in their ability to succeed. There are a lot of fun, learning activities that can be developed based on this book. Through hands-on activities, children:</p> <ul style="list-style-type: none"> • Increase their usable vocabulary (helps them get ready to read!) • Discover how to make the color purple • Strengthen finger muscles and fine motor coordination through a cutting activity.
<p>The Harvest Unit of Study</p> 	<p>The Harvest</p> <p>It's interesting to hear where children think our food comes from and how we get it! When asked, they will most probably say we buy it at the grocery store... which is often the case. Showing them how food is grown and harvested brings another level of learning to them about our world and community members. The 'Little Red Hen' brings many aspects of growing, harvesting and preparing food to children in an easy to understand story. Activities included in this Unit will bring hands-on experiences in:</p> <ul style="list-style-type: none"> • Understanding a harvest • Making bread • Enjoying a harvest celebration







<p style="text-align: center;">Hats Unit of Study</p> 	<p>Hats</p> <p>Hats are a universal item – they can be found in all cultures, and in all countries. Hats are used in all seasons, and for many special occasions. How hats are used can encourage a very interesting conversation that helps children build vocabulary words. Lots of children’s books have been written about hats. Hats can be used to teach math, develop fine and gross motor skills, and used in creative activities. And, hats can just be fun! Children explore hats through these hands-on activities:</p> <ul style="list-style-type: none"> • Help celebrate the birthday of Dr. Seuss (March 2) • Use hats to start learning about mathematical sets and equations • Examine the different types of hats worn for particular jobs • Develop fine motor skills through making a patchwork hat
<p style="text-align: center;">Healthy Smiles Unit of Study</p> 	<p>Healthy Smiles</p> <p>It is important to start healthy dental habits at a very early age. New research suggests that dental health is related to overall physical health, that the health of your teeth mirrors overall health. Help children learn about dental health through these hands-on activities:</p> <ul style="list-style-type: none"> • Make home-made toothpaste • Matching, counting and patterning games • Clean tooth experiments • Brushing activities in the sensory table
<p style="text-align: center;">I Can Do It! Developing Self-Help Skills Unit of Study</p> 	<p>I Can Do It!</p> <p>Becoming independent is one of the greatest achievements of childhood, one that most children strive towards. This accomplishment takes an accumulation of skills and a vast amount of practice for children; and a lot of patience from providers, educators and parents!</p> <p>Mastering the self-help tasks that lead to independence starts in infancy and continues through the school-age years. Each task that infants master is a piece of the puzzle that becomes self-sufficient adults. Experiences and learning opportunities that help develop physical/motor, language, cognitive and social/emotional skills will help children be successful in their mastery of self-help tasks.</p> <p>This Unit provides hands-on activities to:</p> <ul style="list-style-type: none"> • Gain dressing skills through a variety of games • Track accomplishments using ‘I Am A Star’ awards • Master hygiene skills such as hand-washing, brushing teeth, and blowing nose
<p style="text-align: center;">New Unit Ice Cream!</p> 	<p>Ice Cream!</p> <p>Almost everyone loves ice cream! Not only is ice cream great to eat, a lot of knowledge can be acquired by exploring the science behind how ice cream is made, and the social systems aspect of where the raw ingredients come from. Children will also have fun making an ‘ice cream sundae’ from art materials. Through hands-on activities, children will use all of their senses to explore ice cream:</p> <ul style="list-style-type: none"> • Participate in a flannel board story of Five Ice Cream Cones • Create a group mural after listening to the story Milk to Ice Cream by Julie Murray • Sculpt an ‘ice cream sundae’ using air dry clay and puffy paint • Make Kick the Can ice cream
<p style="text-align: center;">Iced Up Unit of Study</p> 	<p>Iced Up</p> <p>Dress up warmly and get outside for some much-needed fresh air and exercise. Children love to explore and make forts in the snow. Hide colored ‘jewels’ for them to find over and over! Or, bring winter indoors through fun experiments using water and ice. Help children find the beauty in their natural surroundings, whether it be a beautiful summer sunset, a spring shower rainbow, the glorious colors of fall leaves, or the delicate formation of a winter icicle.</p> <p>Through hands-on activities, children:</p> <ul style="list-style-type: none"> • Make an icicle alphabet • Create their own ‘Book of Frozen Experiments’ • Hunt for jewels outside • Examine crystals in the ‘Glitter-y Iced Pictures’







<p>New Unit 'If You Give A Mouse A Cookie' Book Unit</p> 	<p>'If You Give A Mouse A Cookie' by Laura Joffe Numeroff – Book Unit The story line of this book is so typical of many of us – we do one thing and it triggers another activity or memory! (How many of you go to put laundry in and end up doing something entirely different when you get to the laundry room!) One key literacy skill that is developed through this book is the ability to remember and sequence the order of activities. This is an important school readiness task. There are a lot of fun, learning activities that can be developed based on this book. Through hands-on activities, children:</p> <ul style="list-style-type: none"> • Participate in a reenactment of the story, based on the sequence of events • Practice counting skills with the 'Cookie Count' game • Experiment with different ways to paint, using different painting tools • Improve scissor skills when cutting grass 'hair'
<p>New Unit 'I Like Me' Book Unit</p> 	<p>'I Like Me' by Nancy Carlson – Book Unit The understanding of 'self' is central to how everyone sees and interacts with their world. Educators and parents know that an infant's first awareness is of themselves and their needs. As they become toddlers and preschoolers, they become more comfortable in expanding their explorations to what is in their world. Supporting young children in developing a positive self-concept and self-esteem will help children feel confident in their ability to explore and conquer everything in their world! Through hands-on activities, children:</p> <ul style="list-style-type: none"> • Practice writing words to describe their abilities and likes • Use their visual discrepancy skills to match different wallpaper patterns • Create a chart to explore similarities and differences in their group • Make a 'Me!' paper bag puppet
<p>New Unit Imagine That!</p> 	<p>Imagine That! Children use their imagination and pretend play to discover and learn about their world. This is important for cognitive development. Through imagination and pretend play, children are 'trying out' things they have seen or heard in their everyday life. This helps them develop skills in higher level thinking, problem-solving, analysis, and to understand the connection between people, places, and events. Imagination is key to inventing, creating, and implementing new ideas. Through exploration, children learn to distinguish between fantasy and reality. This Unit can help you provide an environment rich in imaginative play so that children:</p> <ul style="list-style-type: none"> • Follow their ideas using a crayon as their tool for creation • Explore the world using a box • Build a unique robot from a collection of 'junk and stuff'
<p>Jungle Safari Unit of Study</p> 	<p>Jungle Safari Exotic animals are very intriguing to children. This Unit encourages children to explore many different jungle animals, exposing them to new vocabulary and world geography. Many of the areas and animals of the jungle are in danger of being eliminated. Through gaining a love of these animals, children may feel empowered to care for and protect them. Through hands-on activities, children:</p> <ul style="list-style-type: none"> • Examine how being different is special with Elmer the Elephant • Find out how tall a giraffe really is!! • Discover a 'new' animal with the 'bugnimal zoo' • And try a new fruit
<p>Let's Go Camping Unit of Study</p> 	<p>Let's Go Camping Children love to make forts and 'camp' in the yard or in the living room! Using the outdoors as a classroom supports a child's learning in many different domains. Exploring the outdoors will also spark many inquisitive conversations. Through hands-on activities, children:</p> <ul style="list-style-type: none"> • Learn about the power of the sun through solar cooking • Explore the night sky and make their own stars • Practice jumping skills when they 'jump the river' • Discover things in nature through a scavenger hunt
<p>New Unit Lovely Leaves</p> 	<p>Lovely Leaves There is nothing more fun than to rake up a big pile of leaves and run through it, jump into it, or just lay on top of it! Children can make great mazes and obstacle courses using piles of leaves, and each day they can re-design it. Not only are leaves a very inexpensive and available resource, but they can be used in so many different types of activities that address all the developmental domains. Make sure to gather many, many leaves in order to do these hands-on activities:</p> <ul style="list-style-type: none"> • Become an author through making 'My Own Leaf Book' • See how leaves fall from a parachute • Examine leaves using a magnifying glass in the sensory table


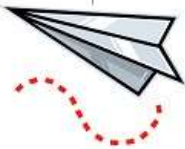




<p>New Unit Making Tracks</p> 	<p>Making Tracks Seeing and following animal tracks can provide a wealth of information and engaging learning activities for children (and adults!). Through following animal tracks, we can see where they live, where they hunt for or find food, and how they care for their young. Animal tracks can provide the opportunity for children to develop scientific observation and higher level thinking skills. Animal tracking is fun and engaging. Through hands-on activities, children:</p> <ul style="list-style-type: none"> • Learn how to visually differentiate between different shapes of tracks • Use their own footprint as a tool for measuring • Create a clay tile of animal tracks
<p>Marching Band Unit of Study</p> 	<p>Marching Band Music helps children to learn the rhythm of language and literacy. In fact, music is a language in and of itself for many people. Adding the actions of playing a drum or marching in a band provides a kinesthetic experience in listening to the different aspects of music – the melody, rhythm and cadence of music. Language is very lyrical – when learning to speak, children listen to the sound and melody of letters and words as well as their rhythm and cadence – just like when experiencing music. Children can make music out of anything!! But it is much more fun to make ‘real’ instruments and use them in a marching band! Exploring music can add joy and fun to the day. Hands on activities include:</p> <ul style="list-style-type: none"> • Making instruments • Creating art based on the type of music • Forming a marching band – complete with uniforms!
<p>New Unit ‘Marshmallow Kisses’ Book Unit</p> 	<p>‘Marshmallow Kisses’ by Linda Crotta Brennan – Book Unit Infants, toddlers and preschool children are all developing memories of the events and activities they experience every day. This memory development helps in their cognitive growth and development. As children develop memories, they become more conscious of things around them, helping them to acquire knowledge of their world, and to become who they are. <i>“When you put together all these different modes of remembering -- intellectual, practical, and autobiographical -- the awesome role that memory plays in our lives becomes apparent. We are who we are largely because of what we can remember.”</i> http://www.parenting.com/article/developing-your-childs-memory Reading this book can help create and trigger memories, as do the activities included in the Unit. Through hands-on activities, children:</p> <ul style="list-style-type: none"> • Create stories of their summer memories • Use common summer items to practice counting sets and complete easy numerical equations • Make Styrofoam prints of summer memories
<p>New Unit More Authors & Illustrators</p> 	<p>More Authors & Illustrators – Mo Willems and Mercer Mayer Reading to children provides so many positive experiences – snuggling up to see the pictures, learning new vocabulary words, using higher level problem solving skills to figure out what the picture is saying, and gaining knowledge from the book are just a few! The more children are read to, the more likely they will become readers themselves. Being able to read is a key factor in being successful in school, and as an adult. Integrating other activities with reading a book helps children really ‘cement’ ideas and concepts. In this Unit, children explore some of the work of Mo Willems and Mercer Mayer through these hands-on activities:</p> <ul style="list-style-type: none"> • Create their own finger print ‘little critter’ to add to their drawings • Play a counting game by adding ice cream scoops to their cone • Paint their own, special ‘knuffle bunny’ • Demonstrate things that they CAN do in a circle game
<p>New Unit My Family</p> 	<p>My Family Families come in all sizes and configurations. Each family is special and different from another, but each family is also the same as others. A family could be defined as a group of people that care about and take care of each other, related or not. Members of a family are a child’s first teacher, their safety-net, and their mirror for knowing what’s right and wrong. Family is constant and ‘forever’ which provides a structure for healthy development for young children. Preschool children are learning about themselves and the world from their family first. In this Unit, children:</p> <ul style="list-style-type: none"> • Create a family picture album • Use language to discover and discuss things about families • Use counting and math skills to play a game based on the book A Chair for My Mother by Vera B. Williams







<p>My Neighborhood</p> 	<p>My Neighborhood</p> <p>Mr. Rogers summed it up so well in his song 'Won't You Be My Neighbor'. Being a good neighbor starts with understanding and appreciating all types of families and where they live. From this secure relationship, children are eager to explore the world around them. As children get older, their boundaries increase from their immediate neighborhood to include the entire community where they live. A child's play mimics what is happening in their 'real' world. This Unit of Study helps children explore their world through:</p> <ul style="list-style-type: none"> • Celebrating their family by creating a 'family' picture book • Mapping where they live, and creating a 'tape town' • Identifying different community helpers and what they do through matching games • Making a special applesauce & cinnamon dough 'cookie'
<p>New Year's Around the World Unit of Study</p> 	<p>New Year's Around the World</p> <p>Young children are just starting to understand how our world measures 'time'. Part of that understanding includes knowledge of days, weeks and years. This Unit explores the start of a 'new year'. It explores how different cultures celebrate the beginning of a 'new year'. Through hands-on activities, children will:</p> <ul style="list-style-type: none"> • Begin to understand how a calendar helps track a year • Experience some traditional activities around the world for 'ringing in' the New Year • Practice counting skills with a bubble wrap blast countdown
<p>New Unit 'Olivia Forms A Band' Book Unit</p> 	<p>'Olivia Forms A Band' by Ian Falconer – Book Unit</p> <p>Olivia wants to be sure that her memory of the 4th of July includes a marching band even if she is the one providing it!! Not only is this book about a common summer event many of us attend, it also shows how determination and problem solving can make things happen. Through this book, children can see how Olive solved her problem, hopefully encouraging them to find solutions to solve problems that they encounter. Music is a huge part of summer. There are a lot of fun learning activities that include music on all levels. Through hands-on activities, children:</p> <ul style="list-style-type: none"> • Create their own 'one-man' band in a math game • Explore the different tones of 'musical glasses' • Move their bodies to music using scarves, ribbons and paper plate 'skates'
<p>Our Homes Unit of Study</p> 	<p>Our Homes</p> <p>Understanding that people live in different types of dwellings helps children begin to understand how families and communities share commonalities, it is a way of making sense of the world. Knowing where they live is an important concept for a child's self-development. It helps them feel a connection to others, and to realize the similarities and differences between families, communities and groups of people in the world. Children explore houses through:</p> <ul style="list-style-type: none"> • Compare different building materials by examining the story of The Three Little Pigs • Play a game to match the number on keys to the 'address' of different houses • Design paper bag 'houses' and turn them into a 'town'
<p>Our Senses</p> 	<p>Our Senses</p> <p>Every day, children are exploring their world through the use of their senses. Each child has a unique way of learning. Some are visual learners, some are oral learners, and some need to touch things. The more senses they use when exploring an activity, the deeper their learning experience. This Unit provides opportunities for children to see, hear, touch, smell and taste through:</p> <ul style="list-style-type: none"> • Exploring popcorn • Painting with scratch-n-sniff paint • Creating a rainbow of tastes
<p>Peace Keepers Introduction to Positive Personal Power Unit of Study</p> 	<p>Peace Keepers</p> <p>This Unit is an introduction to the development of Positive Personal Power. Children and adults that are able to develop, recognize and access their Positive Personal Power are able to make good decisions, are responsible and accountable for their behavior and actions, and contribute to the development of a positive environment that promotes group or community cohesiveness. This Unit introduces concepts that will help children develop Positive Personal Power. The Peace Keepers Unit of Study provides ideas to help children:</p> <ul style="list-style-type: none"> • Understand feelings • Develop positive self-esteem • Practice communication skills • Understand behaviors and decisions have consequences • Develop simple strategies for peaceful living • Contribute to the group





<p>Picnic Party Unit of Study</p> 	<p>Picnic Party Picnics are just part of summer fun! Many communities and families have picnics to celebrate special summer days or events. Nothing beats a picnic in the middle of winter or a rainy day either. This Unit of Study provides hands-on activities, for children to:</p> <ul style="list-style-type: none"> • Creatively use language to develop a 'word quilt' • Explore how families and communities celebrate with picnics • Make their own picnic basket out of a shoebox
<p>New Unit Pizza Pizzazz</p> 	<p>Pizza Pizzazz Almost everyone loves some kind of pizza – whether it is a traditional pepperoni with tomato sauce or a 'blonde' pizza with chicken and Alfredo. Pizza is a great topic that can provide learning in all areas – cognitive, language, creative and motor. Taking a field trip to a pizzeria is a really fun activity, especially if the children get to make their own pizza! Encourage children to explore all types of learning through these hands-on pizza activities:</p> <ul style="list-style-type: none"> • Reading a recipe to make a personal pizza • Practicing sequencing in the 'Top the Pizza' game • Throwing a soft Frisbee 'pizza'
<p>New Unit 'Planting A Rainbow' Book Unit</p> 	<p>'Planting A Rainbow' by Lois Ehlert – Book Unit Planting seeds and watching them grow into beautiful flowers or wonderful vegetables is a great way to expose children to the wonders of the environment. Once children have experienced the colors that can be found in the garden, they will be more aware of colors in every part of their world. Gardening is also great physical exercise, can be a tool to teach scientific observation and recording, and may instill in children the love of caring for our environment ... all good things! There are so many great activities that can be based on gardening, and all the colors that surround us. Through hands-on activities, children:</p> <ul style="list-style-type: none"> • Write their names (letters or other words) using seeds • Use rainbow ribbons in a Maypole dance • Squish-paint to make a crown of rainbow-colored flowers • Turn fruit into rainbow skewers, yum!
<p>Polar Animals Polar Bears & Penguins (North & South)</p> 	<p>Polar Animals Polar bears live in the Arctic or the North Pole, while penguins live in Antarctica or the South Pole. Learning about animals that live in these cold environments is very interesting for children. The more they learn about the other creatures living in their world, the greater is their understanding of and responsibility to the world they live in. Through hands-on activities, children:</p> <ul style="list-style-type: none"> • Discover the size of a polar bear's footprint • Practice waddling like a penguin • Use descriptive language to write 'penguin poetry'
<p>Popcorn & Pajamas Unit of Study</p> 	<p>Popcorn & Pajamas The winter days can get long, and the bustle of the holiday season can cause an overload of emotions for children. Sometimes we all need to find some stress relief. Intentionally planning comfort-focused activities can help children (and adults) weather the stress of the season. Children experience the fun of 'popcorn and pajamas' through these hands-on activities:</p> <ul style="list-style-type: none"> • Hear the story, sing the song and act out 'Ten in the Bed' • Examine popcorn using magnifying glasses • Improve their matching skills with the Pajama Matching game • Use their fingerprints to create a 'popping' picture
<p>Pumpkins Unit of Study</p> 	<p>Pumpkins Children of today are just as fascinated by the feel of a pumpkin's insides as children of days gone by. Pumpkins conjure up thoughts of frosty mornings, the smell of pumpkin pie, and contests to carve the best jack-o-lantern. Bring special memories of pumpkins to your children through these hands-on activities:</p> <ul style="list-style-type: none"> • Create a pumpkin vine that grows with 'words' • Explore the insides of a pumpkin, and then recreate it in art • Make a molded Plaster of Paris pumpkin paper weight • Use mini pumpkins to make a pumpkin print picture

<p>Roads & Bridges Unit of Study</p> 	<p>Roads & Bridges Many children are fascinated by big, heavy construction equipment. They love the size, the noise, and the actions of these big machines. When children use trucks in the sandbox or sensory table, they are using their imagination to mimic what they see in their real, everyday life. Exploring road and bridge construction provides hours of imaginative play. Through hands-on activities, children:</p> <ul style="list-style-type: none"> • Re-create sounds and actions seen and heard at construction sites • Transform boxes into ramps, bridges and tunnels • Use their gross muscle coordination to move a ball along an obstacle course • Play a game by following a 'road' to park their car in a 'garage'
<p>New Unit The Rodeo</p> 	<p>The Rodeo Current day rodeos evolved out of the activities and chores from old-time cowboys that worked on cattle ranches in the West. Rodeo cowboys and cowgirls are some of the toughest and most graceful athletes there are in the competition world. It takes hours of practice, the mental and physical toughness to experience pain and defeat, and a competitive spirit. Young children love to learn about the many different things in their world. Through hands-on activities, they:</p> <ul style="list-style-type: none"> • Develop a larger, working vocabulary through books, discussions, finger plays and songs • Practice counting skills through a 'horseshoe' game • Make a vest, chaps, bandana and hat – just like the rodeo cowboys! • Taste a yummy cowboy stew, made to their liking
<p>Sea and Sand Unit of Study Mixed Ages</p> 	<p>Sea & Sand Hot summer days are just right for playing in the water. Even if you don't live by a lake or beach, you can let children explore some of the traditional beach activities. Set up your back yard to look like a beach - use your sand box, water table and sprinkler. Add beach balls, beach towels, sand chairs and an umbrella and you are set to have a 'beach' party. Activities included in this Unit of Study encourage children to explore colors, textures and construction techniques through:</p> <ul style="list-style-type: none"> • Chromatography with coffee filters and water-based markers • Print-making with fish prints • Sand castles made with permanent sand and • Plaster seashell tiles
<p>Season of Change Getting Ready for School Unit of Study</p> 	<p>Seasons of Change All of us need support sometimes when facing new challenges and situations. Children starting school are inundated with so many new things – learning safety rules for riding the bus and crossing the street, meeting new friends, and following new routines. The support and attention given to helping children navigate new experiences helps them develop positive self-esteem and self-confidence so that they can conquer their world. This Unit of Study explores some of the new situations and challenges children face in the fall. Through hands-on activities, children:</p> <ul style="list-style-type: none"> • Explore feelings • Create a work of art from their name • Develop maps of their neighborhood • Enjoy a tasty 'stop light' snack while learning about the importance of real traffic lights
<p>New Unit Shoes</p> 	<p>Shoes Shoes can spark a child's imagination as they think about where the shoes have been and where they are going! They help children understand about the world around them when they talk about what type of shoes people wear for different events or tasks. Shoes also provide a great tool for learning about scientific observation and mathematical counting and sorting. Shoe activities in this Unit provide hands-on learning through:</p> <ul style="list-style-type: none"> • Counting, sorting and charting the many different characteristics of shoes • Following the lines to untangle the 'laces' • Sculpting a shoe with self-hardening clay
<p>Snugglin' In Unit of Study</p> 	<p>Snugglin' In How do we prepare for the coming colder weather? Buttons, zippers, mittens and boots! These are the things that can provide huge challenges for children but once mastered they provide moments of pride and accomplishment. And when we want to just 'snuggle in'? Make a bear cave with cushions, comforters and books. This Unit of Study examines how creatures and people get ready for colder weather. In this Unit children:</p> <ul style="list-style-type: none"> • Write a rebus story about fall changes • Enjoy apple cider and Cream Cheese Play Dough for snack • Finger paint a 'harvest moon' picture • Practice getting dressed for outside

<p>Something's Cooking Kitchen Science I Unit of Study</p> 	<p>Something's Cooking Providing science activities and experiences for young children speaks to their sense of wonder and curiosity about their world. Through science, children investigate and question the world in which they live. The Scientific Method is a very systematic method used to find answers to questions based on higher level thinking and problem-solving. Exploring the world using science provides opportunities for children to develop and use a variety of knowledge and skills. Through hands-on activities, children:</p> <ul style="list-style-type: none"> • Create a chemical reaction to turn chicken eggs into 'Alien Eggs' • Explore the density of a solution while making a 'rainbow in a glass' • Compare the weight of objects when thrown at a 'Bull's Eye' target
<p>Spiders Unit of Study</p> 	<p>Spiders Spiders can be very interesting to watch as they spin webs, stalk prey, and speed across an open space. Learning about spiders encourages children to develop research and organizational skills as they collect interesting facts about spiders. Encourage children to explore spiders through these hands-on activities:</p> <ul style="list-style-type: none"> • Hear folk tales about Anansi the spider • Watch live spiders in an aquarium or clear plastic container (really fun!!) • Match numbers for the 8 legs of a spider • Make spider hats
<p>Spring Signs of Spring Unit of Study</p> 	<p>Spring After weeks of being cooped up inside because of cold, winter weather, we are all anxious to get outside and look for those first signs of spring. Teaching children to really 'look at' and use all of their senses to discover the changes in their environment that heralds spring is something they can use to examine and explore all of their surroundings. Being aware of their surroundings is one way we can help children gain confidence by feeling safe, in control and able to make good decisions about their actions. Exploring the subtle changes that brings on spring encourages children to be scientific observers. Through hands-on activities, children:</p> <ul style="list-style-type: none"> • Explore the signs of spring, and how living things react to longer days and warmer temperatures • Learn about maple syrup time, and the yumminess of maple syrup • Discover how birds use many materials to make their nest
<p>Springing Up Unit of Study</p> 	<p>Springing Up Things come alive in the spring ... birds busy building nests, plants sprouting new leaves and flowers, children exploring things that have been hidden for a few months. Children love to walk in a gentle summer rain, run through puddles, and discover all the new things growing from the ground. Providing children opportunities to explore their natural surroundings not only encourages a love of nature but helps them develop inquiry skills and higher levels of thinking. Through hands-on activities, children explore spring by:</p> <ul style="list-style-type: none"> • Using mud to write letters, names and words • Making mud fossils • Creating a 'living garden' display • Developing balance by walking a 'garden row'
<p>Stewards of the Earth Earth Day - April 22</p> 	<p>Stewards of the Earth This Unit focuses on how to teach our children to be "Stewards of the Earth", in hopes that this will become a life-long habit!! What exactly is a "Steward of the Earth"? What does it teach our children? A "steward of the Earth" is someone who manages the Earth's resources and puts it back to its original beauty so future generations can also enjoy it. Through exploring, understanding, and preserving nature children learn skills, knowledge and attitudes that will help them grow to be contributing members of their community - caring about each other, their community, and the world. All six developmental domains can be addressed through "Stewards of the Earth" activities.</p>
<p>Summer Unit of Study</p> 	<p>Summer Summer is a great time to get outside to explore and run off some energy. Spending large amounts of time outside in the fresh air will help children be able to better concentrate and listen when they come indoors (hopefully!) Children can experience the joys of summer through these hands-on activities:</p> <ul style="list-style-type: none"> • Reading about and listing all the fun things that can be done during the summer • Exploring how the sun can be used to tell time • Examining a lemon and use it for a citrus-y scented picture • Practicing throwing while cooling off in the sprinkler

<p>Summer Olympics</p> 	<p>Summer Olympics Children are growing, developing, and challenging what their bodies can do every day! The Summer Olympics provide a great example of how dedicated athletes come together with athletes from all over the world to celebrate their hard work and achievements. This can be a great time for children to think about their own physical fitness skills, and set goals to work towards fulfilling. Being physically fit is a goal we have for life-long success. Through hands-on activities, children:</p> <ul style="list-style-type: none"> • Learn about the Olympics and the dedication it takes to be an Olympic athlete • Use various tools to measure, weigh and time objects and activities • Participate in their own Olympic Games complete with an Olympic Parade
<p>Things That Fly Unit of Study</p> 	<p>Things that Fly Aerodynamics is the way air moves around things. The rules of aerodynamics explain how an airplane is able to fly. Anything that moves through air reacts to aerodynamics. A rocket blasting off the launch pad and a kite in the sky react to aerodynamics. Aerodynamics even acts on cars, since air flows around cars. With a little invention and a lot of imagination, children can zoom like airplanes, fly like a kite and drift like a sky diver. Through hands on activities, children will:</p> <ul style="list-style-type: none"> • Explore how air moves items • Research paper airplane designs • Try their hand with a boomerang • Make a paper kite that flies
<p>Trains Unit of Study</p> 	<p>Trains Children love trains! There is something magical and engaging about hooking one train car to another, and moving along a track. Children make trains out of boxes, chairs, their toys and each other. Although most children do not have access to 'climb aboard' a train, most do live close enough to a train track to have watched a train go by! Many early childhood and school readiness skills can be addressed through this fascination with trains. Through hands-on activities, children:</p> <ul style="list-style-type: none"> • Learn about the size of a train engine • Use laminated train cars to spell their name, other words or put the alphabet letters in order • Make a 'train' whistle • Go on a pretend train ride
<p>Trees Unit of Study</p> 	<p>Trees Trees are a very important part of our environment. They provide shelter for animals and people, they provide food, they protect the earth by preventing erosion, and they produce oxygen and reduce the amount of carbon dioxide in the air. Celebrate trees by planting one on Arbor Day. National Arbor Day is always celebrated on the last Friday in April, but many states observe Arbor Day on different dates throughout the year based on best tree planting times in their area. Trees are available all over the world for children to explore. Through hands-on activities, children:</p> <ul style="list-style-type: none"> • Express the magic of trees through creating flannel board stories • Explore trees through all the development domains in the 'Seasons of a Tree' activity • Create a beautiful tree using different art mediums • Develop large motor skills by climbing a 'tree'
<p>Trucks</p> 	<p>Trucks Children can build amazingly creative roads, ramps and cities using blocks and a variety of vehicles. This is how they make sense of the world around, through recreating what they see and live. This Unit of Study focusing on just a few trucks with which most children are familiar – dump trucks, garbage trucks and pick-ups. Books and pictures of other trucks help them to increase knowledge and vocabulary. Specific activities in the Unit encourage children to explore trucks through:</p> <ul style="list-style-type: none"> • Measuring and comparing different trucks in the room • Building their own cardboard trucks • Creating ramps, bridges, roads and towns for their trucks
<p>Turtles</p> 	<p>Turtles Turtles have been around for over 200 million years – and continue to intrigue and fascinate children and adults! There are 327 known species of turtle alive today, many of them on the endangered animals list. Learning about turtles and why they are becoming endangered can be a great way for children to become involved in environmental/ecological work. Turtles provide the catalyst for many great activities. In this Unit children explore how:</p> <ul style="list-style-type: none"> • Turtle shells have been used in many cultures for decoration and musical instruments • The designs on a turtle shell inspires other mosaic designs and patterns • The different habitats where turtles live

<p style="text-align: center;">Under the Sea</p> 	<p>Under the Sea</p> <p>Children are very inquisitive about the world they live in, and love learning about different animals that live in the world with them. Helping children see the beauty in the world that surrounds them nurtures a love of the environment, and everything that inhabits it. Hopefully this will instill in children a desire to take care of all the creatures that share the earth with them. Through this Unit we explore only a few animals but children should be encouraged to discover others. Through hands-on activities, children:</p> <ul style="list-style-type: none"> • Discover the beauty of a coral reef through sculpting coral • Investigate the differences in the many types of sea shells • Use colored sand to write their names • Explore the many creatures living in the sea through reading books
<p style="text-align: center;">Vegetable Garden Unit of Study</p> 	<p>Vegetable Garden</p> <p>There is nothing more rewarding (or better tasting!) than fresh vegetables from the garden you have planted and taken care of! Children learn so many things from having their own garden. They gain a sense of accomplishment and pride; they learn about how plants grow through careful tending; and they learn how wonderful fresh vegetables taste (hopefully they will taste what they grow!). Children actively explore vegetables in this Unit through:</p> <ul style="list-style-type: none"> • Learning about different vegetables through language activities • Tasting a variety of vegetables in the New One A Day challenge • Create their own vegetable garden in the Cement Block Veggie Garden activities
<p style="text-align: center;">Weather Watchers Unit of Study</p> 	<p>Weather Watchers</p> <p>Weather is with us every day! Knowing how to be prepared for whatever weather comes our way will make the day more enjoyable for all. Learning about the weather provides real-life skills that will last a lifetime. Through hands-on activities, children:</p> <ul style="list-style-type: none"> • Examine the four seasons • Learn about dressing for the weather • Make a musical rainstorm
<p style="text-align: center;">Wet & Wild Ocean Explorations</p> 	<p>Wet & Wild</p> <p>The ocean is huge and full of mysteries for children and adults. The ocean offers children many things to discover and explore as they learn about their world. Through hands-on activities, children learn about the ocean through:</p> <ul style="list-style-type: none"> • Making 'Seashore in a Bottle' bottles • Blowing an ocean of blue bubbles • Singing songs about ocean animals
<p style="text-align: center;">Wind & Water Unit of Study</p> 	<p>Wind & Water</p> <p>Water play is lots of fun for children and can be done any time, inside or out. And, most children don't need much direction in getting started! Children may have more limited experience with 'wind play', but almost all children love bubbles and balloons! This Unit helps children begin to understand that wind and water are 'forces of nature' that can be harnessed to provide energy and power for many things. Wind and water are easy to access, 'free' materials readily available for children to explore. Through hands-on activities, children:</p> <ul style="list-style-type: none"> • Learn how air can move things • Explore the different materials that can be moved by air • Differentiate between 'more' and 'less' through counting 'raindrops' • Use various equipment (cups, funnels, turkey basters, strainers etc.) to explore the properties of water
<p style="text-align: center;">New Unit Winter</p> 	<p>Winter</p> <p>Winter is a season that can be filled with joy as it heralds many fun outdoor activities – as long as we are dressed for the weather! Hats, mittens, boots and warm coats are a must! Through active outdoor play, children are able to use their large muscles when exploring all of the changes they see in the environment. They are also able to use a lot of energy and exercise those large muscles! Then come inside and warm up inside with a mug of hot chocolate or apple cider. Through these hands-on activities, children are able to explore winter when they:</p> <ul style="list-style-type: none"> • Use real mittens to create a special mitten painting • Create words out of snowflake letters • Play a game to understand how animals hibernate, migrate or adapt

<p>Winter Carnival Celebrating Snow</p> 	<p>Winter Carnival Winter in some states can be long and cold. We need to provide activities for children to celebrate this climate – both inside and outside in order to stave off ‘cabin fever’. Even though it may be snowy and cold, it is important to get outside in the fresh air and get some physical exercise. Dressing for outside also supports so many domains of development – a learning experience in itself! Exploring the magic of snow is something that children will remember for a lifetime. Through hands-on activities, children:</p> <ul style="list-style-type: none"> • Read Sneezy the Snowman by Maureen Wright and enjoy a cup of ‘Snowman Soup’ • Create fanciful ‘Jack Frost Lace’ • Make indoor snow sculptures (they can make these outside too!)
<p>Winter Solstice Unit of Study</p> 	<p>Winter Solstice The Winter Solstice is a celebration of the sun signifying the astronomical beginning of winter. It is the ‘shortest day or longest night’ of the year and marks the end of one solar year and the beginning of the next one. It falls sometime between December 21 and December 22 Worldwide, interpretation of the Winter Solstice varies from culture to culture, but many have celebrations that revolve around rejuvenation and rebirth; and involve holidays, festivals, gatherings, rituals or other celebrations. Light is used to bring a cheerful and bright glow to the snow and darkness outside on cold winter nights. Although people and cultures celebrate different holidays, several of these holidays have a lot in common: they are a time for friends and families to gather together; they are a time to make special foods and desserts; and often gifts and cards are given as reminders of how much people care about one another.</p>
<p>Winter Wonders Unit of Study</p> 	<p>Winter Wonders Children love the excitement of the first snow fall so dress up and go outside! Children can find much joy in the simple activities of shoveling snow, making snow tracks and angels, and rolling a giant snow ball. They can continue to explore this winter wonder through these hands-on activities:</p> <ul style="list-style-type: none"> • Sculpt a snow man or snow figure from ‘White Mud’ • Hunt for the dragon’s Winter Jewels in the snow • Enjoy a warm snowflake – one made from a tortilla!
<p>You & Me</p> 	<p>You & Me Guiding children in developing positive friendship skills will help them as they progress through their school years. This includes encouraging children to define what makes a good friend – both in what to look for in a friend and how to be a good friend. It also involves teaching children good communication skills, including active listening strategies. Children that can communicate their needs and wants are more likely to get their needs met in a positive way, and may not need to explore more risky and harmful behaviors. A positive environment will encourage children to engage with others as friends. Through hands-on activities, children:</p> <ul style="list-style-type: none"> • Use patterning to make a ‘friendship necklace’ with a friend • Make a special ‘friends’ paper chain – each link in the chain is a friend • Complete specific ‘friendship tasks’ to make a GORP-like snack • Create a special MY FAMILY banner